

CARBONATE LOOPING FOR INTERMEDIATE TEMPERATURE CO₂ CAPTURE: EVALUATING THE SORPTION EFFICIENCY OF MINERAL-BASED MGO PROMOTED WITH CaCO₃ AND ALKALI NITRATES

Theodoros Papalas¹, Andy N. Antzaras¹, Angeliki A. Lemonidou^{1*}

¹Department of Chemical Engineering, Aristotle University of Thessaloniki, University Campus, 54124, Greece

* Corresponding author e-mail: alemonidou@cheng.auth.gr

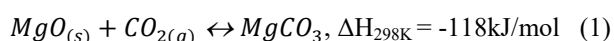
Abstract

This work focused on enhancing the CO₂ capture kinetics of magnesite-derived MgO via alkali nitrate and mineral CaCO₃ promoters for its application in the Carbonate Looping technology at intermediate temperatures ($\leq 400^\circ\text{C}$). Alkali salts had a prominent role by shifting into molten state to offer a favorable carbonation pathway and allow a significantly higher CO₂ uptake than non-promoted MgO, while their synergy with CaCO₃ bestowed even better sorption activity. MgCO₃ and CaMg(CO₃)₂ were detected as the main carbonate products, with the latter exhibiting faster formation rate. The sorbent with CaCO₃ and alkali salts to MgO molar ratios of 0.05 and 0.20 respectively attained an uptake of 7.2 moles CO₂/kg of sorbent when exposed to a 30%CO₂ flow at 300°C with only 6% activity loss after 50 carbonation cycles, proving the applicability of the materials. Despite the cyclic sorption activity loss due to sintering and dewetting, alkali salts redistribution enabled a stable performance under proper conditions.

Keywords: Carbonate looping, CO₂ capture, MgO-based sorbent, molten salt promoter, In-situ XRD

1. Introduction

Global CO₂ emissions have been accelerating by the rampant exploitation of fossil energy sources, as demonstrated by their 2.6% annual increase between 2000 and 2014 [1]. The tremendous impact of the industrial sector on climate led to the development of Carbon Capture, Utilization and Storage (CCUS) technologies, which can reduce the contribution of the industry on the environmental disruption. Carbonate looping embodies an auspicious CCUS process, which employs a solid metal oxide to selectively adsorb CO₂ of industrial flue gases via an exothermic carbonation, followed by its endothermic calcination at a subsequent stage in a separate reactor to deliver a high-purity CO₂ stream ready for sequestration [2]. CaO comprises a widely-studied sorbent, since its fast sorption kinetics in the temperature range of 600-750°C have enabled its application for post-combustion CO₂ capture [2],[3] or the intensification of steam methane reforming process for high-purity H₂ generation [4]. Nevertheless, the elevated temperatures of its calcination ($\geq 900^\circ\text{C}$) have shifted attention towards alternative sorbents with lower energy requirements [5]. MgO is an example of such material, which captures CO₂ (Eq. (1)) at intermediate temperatures ($\leq 400^\circ\text{C}$), while other benefits include its theoretical sorption uptake ($\sim 25\text{mol CO}_2/\text{kg MgO}$) and abundance in nature [6].



Nonetheless, the advantages of MgO are eclipsed by its intrinsically high lattice energy and facile formation of rigid carbonate layers while in contact with CO₂, which both lead to slow CO₂ sorption kinetics. The blockage of MgO sites can be evaded by using proper MgO

precursors or promoters that secure a CO₂ sorbent with enhanced surface area. [6] But, this approach does not address the MgO lattice energy. As a solution to this problem, Zhang et al. [7] studied the addition of alkali nitrate promoters, which act as phase-transfer catalysts for MgO carbonation. These salts shift to a molten state in the temperature conditions where sorption occurs and dissolve both MgO and CO₂, thereby supporting their reaction and the generation of MgCO₃ nuclei. Through the years, the application of binary or ternary mixtures of alkali nitrates/nitrites was found to enhance solubility of reactants or cyclic stability and ensure a better CO₂ sorption activity. Harada et al. [8] firstly demonstrated a better sorption activity of MgO promoted with Li, Na and K nitrates with a molar ratio 30/18/52 compared to other works in the literature. Besides alkali nitrates, metal carbonates can also improve CO₂ uptake, by forming a kinetically more favoured mixed phase with MgO and CO₂ than MgCO₃. [9] Even if they remain unreacted, these compounds can also serve as carbonate seeds that facilitate the formation of MgCO₃ nuclei. [10]

The current infancy of carbonate looping with MgO has intensified research efforts on developing sorbents with high CO₂ uptake using various chemical reactants as MgO precursors or nitrate and carbonate promoters. Preparation methods also intend to improve the stability of MgO materials, since their sorption activity tends to gradually decrease over cycles. Nevertheless, the wide variety of chemical commodities and complex synthesis routes foster doubts on the economic feasibility of the process. Moreover, despite the existence of studies on the sorption mechanism and the reasons for the activity loss of these materials, [6] a thorough investigation is still required to demonstrate the influence of various

parameters, such as the promoter content or the feed stream composition and temperature during sorption or desorption stages on the performance of sorbents.

Towards the direction of low-cost sorbents, this research focused on fabricating MgO-based materials derived from mineral magnesite and promoted with limestone and a mixture of Li, Na and K nitrates. Physicochemical properties were assessed via XRD, BET and SEM, while advanced *in-situ* XRD was used to examine the sorption mechanism. The applicability of sorbents was eventually proven by evaluating their sorption activity under continuous carbonation cycles via TGA, while employing various operating conditions.

2. Experimental

2.1. Sorbent preparation

MgO precursor comprised a calcined mineral magnesite (denoted as Mg) supplied from Grecian Magnesite S.A, while mineral limestone (denoted as LM) provided by A.G.E.T. Heracles was employed as Ca precursor after being subjected to calcination at 900°C for 2h under air to decompose to CaO. Table 1 presents the composition of minerals, which was defined by X-Ray Fluorescence analysis. For the alkali nitrates, chemical commodities of Merck, namely lithium nitrate (LiNO₃, ≥99.0%), sodium nitrate (NaNO₃, ≥99.5%) and potassium nitrate (KNO₃, ≥99.0%) were used. Acetic acid from Panreac Quimica SA was also applied (CH₃COOH, ≥99.7%).

Table 1: X-Ray Fluorescence analysis results.

%	MgO	CaO	Al ₂ O ₃	SiO ₂	Others	LOI
Mg	91.76	1.31	0.13	0.52	0.12	6.16
LM	0.45	56.80	0.04	0.06	0.02	42.63

Sorbents were crafted with a facile preparation protocol, starting with wet mixing of calcined magnesite and limestone in a solution of 12%_{v/v} acetic acid by applying a molar ratio of CH₃COOH/(Ca+Mg) of 3/1. The solution was stirred for 0.5h at 25°C, followed by solvent removal in a rotary evaporator at 80-85°C under reduced pressure and drying at 120°C for 12h. The obtained material was calcined at 450°C for 4h in air and then at 600°C for another 1 h in air with 5% CO₂ to obtain a MgO-CaCO₃ material. The applied CO₂ partial pressure intended to avoid decomposition of CaCO₃. The MgO-CaCO₃ material was immersed in an aqueous mixture of LiNO₃/NaNO₃/KNO₃ (with a molar ratio of 30/18/52). The obtained suspension was stirred for 1h, dried at 120°C for 12h and calcined at 450°C for 4h in air to obtain the final sorbent.

A parametric evaluation of the composition of sorbents was performed, including the molar ratios of alkali (Li+Na+K) salts to MgO (0.05, 0.10, 0.15, 0.20, 0.25) and CaCO₃ to MgO (0.05, 0.10, 0.20, 0.25). Materials were abbreviated as MgCa_XA_Y, with X and Y reflecting the aforementioned ratios. Two additional sorbents were prepared by skipping alkali salts or limestone addition and were denoted as MgCa_{0.05} and MgA_{0.10} respectively.

2.2. Characterization

Crystal structure of sorbents was examined via X-ray diffraction (XRD) with a BRUKER D8 ADVANCE apparatus with a CuKα radiation wavelength λ of 0.15406 nm. XRD spectra between 20 and 80° were recorded with a step of 0.02° and a scanning rate of 0.2s/point. MgO crystal size (d_{MgO}) was retrieved with the Scherrer equation (Eq. (2)) via the full width of half the maximum (β) of the peak with 2θ equal to ~42.7°. N₂ adsorption analysis at 77K defined the surface area (S_{BET}) and pore volume (V_p) via the multipoint BET method in a Autosorb-1 Quantachrome flow apparatus after dehydrating sorbents overnight at 250°C. Lastly, Scanning Electron Microscopy (SEM) was employed to examine the morphology of sorbents with a JEOL JSM-IT500 microscope.

$$d_{MgO} = \lambda / \beta \cos \theta \quad (2)$$

2.2.1. Structure alterations assessment via *in-situ* XRD

Advanced *in-situ* XRD analysis was used to understand the structural modifications during carbonation cycles. Experiments were conducted through a BRUKER D8 ADVANCE diffractometer, coupled with a XRK-900 Anton-Paar cell, allowing operation at temperatures ranging from 25 to 900°C. Initially, the samples were treated for 10min at 450°C to release CO₂ and/or H₂O that were physisorbed from the atmosphere. The temperature was reduced to 325°C with a 40°C/min rate and the feedstock was altered to 100%CO₂ and maintained for 30min to perform the sorption step. Carbonation was succeeded by the temperature increase to 450°C under pure N₂ with a rate of 25°C/min, where the desorption step was carried out for 10min. The reactor cell was cooled down to 325°C to repeat sorption and the material underwent a total 20 sorption/desorption cycles. XRD spectra were recorded during sorption and desorption steps with a 2θ range of 28-45°, a step of 0.02° and a scanning rate of 0.2s/point. The chosen 2θ range enabled the supervision of changes of the main MgO and MgCO₃ peaks. Scherrer equation was used after each desorption to monitor the MgO size.

2.3. Evaluation of sorption performance

CO₂ sorption activity and stability were tested under continuous sorption/desorption cycles performed in a TGA apparatus (TG 209 F3 Tarsus, Netzsch). A sample of 10-15mg of each sorbent was placed in an Al-based crucible and subjected into a temperature and flow alteration program, by concurrently recording the mass changes over time. Sorbents were initially treated with a pure N₂ flow for 10min at 450°C to remove physisorbed CO₂ and/or humidity. Temperature was then reduced with a rate of 50°C/min and the gas feedstock was switched to a CO₂ containing stream to conduct carbonation for 30 min. Various temperatures (300 and 325°C) and gas feedstocks (100%CO₂ and 30% CO₂/N₂) were tested. Sorption was followed by heating to 450°C with 10°C/min rate to carry out desorption with pure N₂ or CO₂ flow. Cooling down was applied to repeat the carbonation stage and assess the stability over cycles.

3. Results

3.1. Characterization

The obtained XRD spectra (Figure 1) clarified that the applied preparation protocol delivered sorbents with MgO as their main crystal phase. CaCO₃ peaks were also detected, proving that the calcination step after the organic acid treatment provoked the decomposition of the acetate compounds at their desired forms, without forming CaO. Alkali metals retained their nitrate forms, with the main peak of NaNO₃ overlapping with CaCO₃ and KNO₃ emerging in rhombohedral and orthorhombic crystal forms (existence of both structures was proven with Rietveld analysis). Increasing the loading of either CaCO₃ or alkali salts caused the augmentation of the intensities of their characteristic peaks. Regarding LiNO₃, even though it was not identified, its inclusion as part of a ternary mixture of salts rejects the proposition that it possibly disintegrated in other composites while calcining at 450°C during preparation. Thus, LiNO₃ either belongs to the amorphous phase of sorbent or it is composed of uniformly dispersed small crystallites. [9]

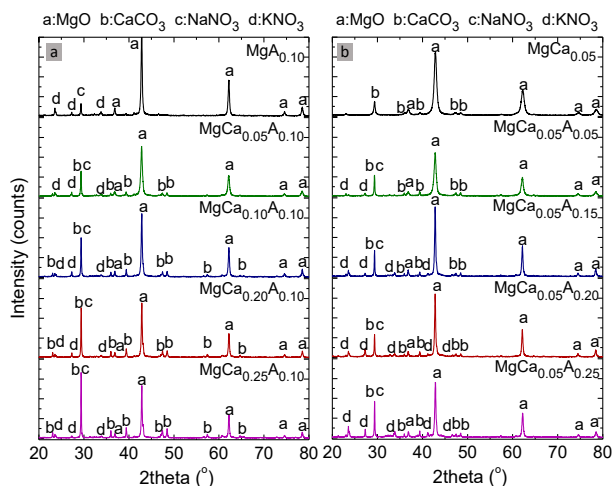


Figure 1: XRD spectra of sorbents with various (a) CaCO₃ and (b) alkali salt loadings.

Textural properties of prepared sorbents are summarized in Table 2. The calcined magnesite (Mg) was composed of a wide pore network, which was ideal for alkali nitrates to deposit and cause a notable reduction of both surface area and pore volume (MgA_{0.10}). The deposition occurred during the final calcination step while preparing the sorbents, where alkali salts shifted to their molten state, spread into the pores and eventually solidified after cooling down to ambient conditions. The change of physicochemical characteristics was milder with the addition only of CaCO₃ (MgCa_{0.05}), due to the ability of Ca²⁺ ions to incorporate in the MgO lattice and prevent a larger surface area reduction. [10] This effect enabled materials with both alkali nitrate and CaCO₃ promoters (MgCa_{0.05}A_{0.10}) to demonstrate better textural properties than the material only with alkali nitrates (MgA_{0.10}). Higher alkali salt contents led to higher

occupation of pores and further decrease of the surface area. Moreover, the larger ionic radius of Ca²⁺ compared to Mg²⁺ allowed a limited amount of former ions to enter the MgO lattice. Thus high CaCO₃ loadings provoked the generation of CaCO₃ crystallites which were deposited in the pores of MgO and reduced its available surface area. The inclusion of Ca²⁺ in the MgO lattice was also beneficial for the crystallite size, which was smaller in materials with both promoters than single alkali salts. However, a gradual growth of crystal size was observed while increasing either promoter amount.

Table 2: BET surface area (S_{BET}), pore volume (V_p) and MgO crystallite size (d_{MgO}) of sorbents.

Sorbent	S _{BET} (m ² /g)	V _p (cm ³ /g)	d _{MgO} (nm)
Mg	110.2	0.35	22.3
MgCa _{0.05}	52.3	0.27	18.4
MgA _{0.10}	19.4	0.13	32.8
MgCa _{0.05} A _{0.10}	22.7	0.23	25.8
MgCa _{0.10} A _{0.10}	17.5	0.15	26.9
MgCa _{0.20} A _{0.10}	13.5	0.14	29.0
MgCa _{0.25} A _{0.10}	11.0	0.10	30.5
MgCa _{0.05} A _{0.05}	60.6	0.65	23.4
MgCa _{0.05} A _{0.15}	14.7	0.12	27.2
MgCa _{0.05} A _{0.20}	10.1	0.08	27.5
MgCa _{0.05} A _{0.25}	7.3	0.04	29.8

Regarding the nature of the pore network defined by the N₂ adsorption analysis, sorbents with both CaCO₃ and alkali nitrate promoters presented type IV adsorption isotherms (Figure 2) with a H₃ hysteresis loop at high partial pressures (P/P₀ ≥ 0.8). This adsorption behavior is found in sheet-like materials with slit-like mesopores, while the hysteresis loop disclosed the presence of capillary condensation. Higher promoter loadings reduced the volume of adsorbed N₂, which is evidence of their deposition to the pores of the sorbent.

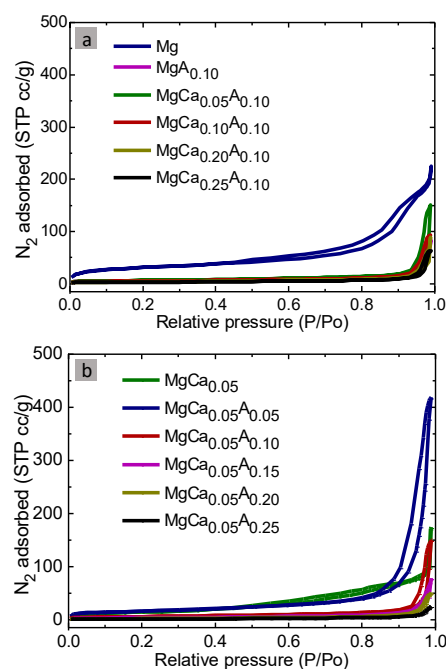


Figure 2: N₂ adsorption isotherms of sorbents with different (a) CaCO₃ and (b) alkali salt contents.

The hysteresis loop was different in the parent materials Mg and MgCa_{0.05}, since it was more representative for pores of irregular size or micropores. This proves that the immersion of MgO-CaCO₃ in the solution of alkali nitrates during sorbent preparation is a fundamental step to define the textural and morphological characteristics of the final sorbents. This was also proven by employing SEM analysis (Figure 3). Mg and MgCa_{0.05} consisted of small grains resembling spheres, while the sorbents promoted with alkali nitrates displayed a flower-like morphology. During the alkali salt deposition, MgO was hydrated to Mg(OH)₂, which consisted of flake grains. Magnesium reverted back to its oxide form during calcination by retaining the flake grains, which agglomerated via an Ostwald ripening process [9]. Eventually, sorbents with both CaCO₃ and alkali salts had a morphology similar to MgCa_{0.05}A_{0.10} (Figure 3d) despite the loading of each promoter.




Figure 3: SEM analysis of (a) Mg, (b) MgCa_{0.05}, (c) MgA_{0.10} and (d) MgCa_{0.05}A_{0.10}.

3.2 Evaluation of sorption performance

3.2.1. Role of each promoter on sorption mechanism

The mass alterations of calcined magnesite (Mg), or materials with either one (MgCa_{0.05}, MgA_{0.10}) or both promoters (MgCa_{0.05}A_{0.10}) were examined via TGA while heating to 450°C under a 100%CO₂ flow as an initial step of evaluating the effect of each promoter in the sorption activity (Figure 4a). It was observed that only MgA_{0.10} and MgCa_{0.05}A_{0.10} demonstrated notable weight increase at temperatures above 200°C due to the attained CO₂ uptake. The weight of both sorbents followed a sigmoidal curve, since the increase rate was initially slow and gradually enhanced. Temperatures higher than ~375°C eventually caused the desorption of the captured CO₂ and the weight reduction to its initial value. On the other hand, Mg and MgCa_{0.05} remained inert during the whole experiment. These results establish alkali nitrates as essential promoters to enhance the CO₂ capture kinetics. This is in accordance to their role as phase-transfer catalysts that shift to a molten state, dissolving MgO and CO₂ and facilitating their reaction, [7] while the sigmoidal curve made clear that the generation of carbonate products follows a nuclei formation and growth mechanism. [10]

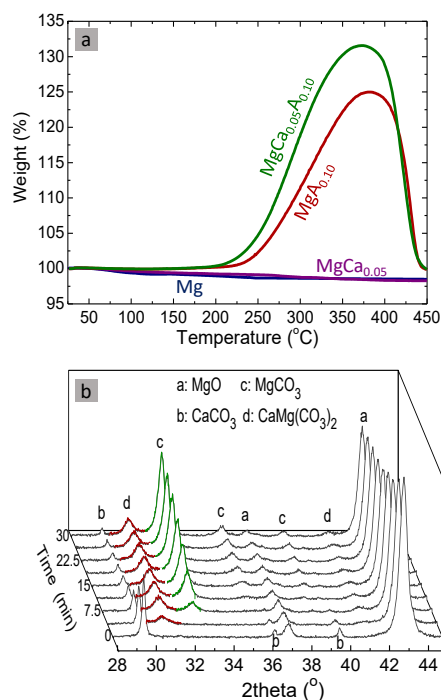


Figure 4: (a) Weight vs temperature of Mg, MgCa_{0.05}, MgA_{0.10} and MgCa_{0.05}A_{0.10} while heating to 450°C and (b) *in-situ* XRD of MgCa_{0.05}A_{0.10} during carbonation at 325°C with 100%CO₂.

The addition only of the CaCO₃ promoter did not have a beneficial effect, while it seems that its synergy with alkali nitrates allowed for a more efficient sorption activity compared to the addition only of molten salts. *In-situ* XRD was employed to understand the role of CaCO₃ by carrying out a sorption step for 30min under a 100%CO₂ stream (Figure 4b). It was found that carbonation proceeded via the formation of both MgCO₃ and CaMg(CO₃)₂, which proves that CaCO₃ also dissolved in the molten phase and enabled the generation of the mixed carbonate phase. Furthermore, the reflection peak of CaMg(CO₃)₂ emerged faster than MgCO₃, which was expected due to the lower equilibrium CO₂ partial pressure for the formation of mixed carbonates at a specific temperature. [9] The formation kinetics of each carbonate are controlled by a driving force term, which is calculated as the difference between the applied CO₂ partial pressure and the equilibrium CO₂ partial pressure ($P_{CO_2} - P_{CO_2,eq}$). Since $P_{CO_2,eq}$ is lower for CaMg(CO₃)₂, its formation is kinetically more favored than MgCO₃. This explains the faster appearance of CaMg(CO₃)₂ at 325°C.

Regarding the beneficial effect of CaCO₃, it can be seen that except from a higher sorption capacity (Figure 4a), CO₂ uptake of MgCa_{0.05}A_{0.10} began at relatively lower temperatures (~200°C) compared to MgA_{0.10} (~220°C). Even though the formation of CaMg(CO₃)₂ nuclei would justify the faster CO₂ sorption kinetics at 325°C, carbonation of the samples at 275°C with *in-situ* XRD (not shown for brevity) revealed that CO₂ capture occurs only via the MgCO₃ formation. The absence of CaMg(CO₃)₂ was possibly due to its slow formation kinetics and inadequate CaCO₃ solubility in the molten

alkali nitrates, with both elements having the potential of improving only with the application of higher temperatures [8]. This implies that CaMg(CO₃)₂ is not available at ~200°C, where the weight increase started in TGA. Thus, the enhanced sorption of MgCa_{0.05}A_{0.10} was associated with the ability of CaCO₃ to act as a carbonate seed that facilitates the formation of the first MgCO₃ nuclei. [10] Approaching higher temperatures enabled also the CaMg(CO₃)₂ generation and retained the CO₂ capture of MgCa_{0.05}A_{0.10} faster than MgA_{0.10}.

3.2.2. Effect of promoters loading on sorption activity

Sorbents with different CaCO₃ and alkali salt loadings were subjected to a carbonation cycle in order to assess the impact of each promoter. Figure 5 displays the weight alterations of the sorbents as a function of time. Regarding CaCO₃, all sorbents exhibited similar weight increase during the first ~2.5min, implying that sorbents with higher CaCO₃ loadings attained higher conversion of MgO. This is ascribed to the fast and more apparent formation of CaMg(CO₃)₂. However, the MgCa_{0.20}A_{0.10} and MgCa_{0.25}A_{0.10} materials displayed lower BET surface area (Table 2) and thus the formed carbonates limited the CO₂ diffusion and blocked the MgO sites more easily. This resulted in a lower mass increase rate after ~2.5min of sorption compared to MgCa_{0.05}A_{0.10} and MgCa_{0.10}A_{0.10}, while the similar uptake of the latter sorbents inferred that the harmful effect of CaCO₃ is evident only after surpassing a specific amount.

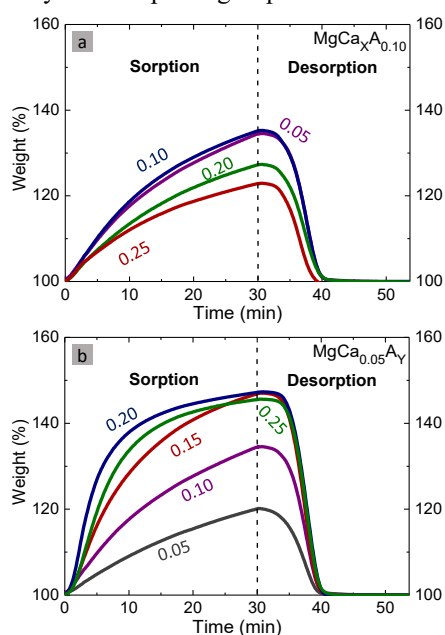


Figure 5: Weight vs time of sorbents with varying (a) CaCO₃ and (b) alkali salt loadings (sorption: 325°C, 100%CO₂, 30min; desorption: 450°C, 100%N₂, 10min).

Concerning the influence of the molten promoter loading, even though the higher alkali nitrate amounts reduced the surface area of the sorbents in the same way as CaCO₃, they generally provoked an enhancement of the sorption kinetics. This effect was widely evident while increasing the molar ratio of alkali salts to MgO

up to 0.15, proving that the lower alkali nitrate amounts did not attain an adequate coating and thus exploitation of the MgO surface. Raising the molar ratio to 0.20 did not alter the sorption capacity attained after the 30min of reaction, but instead profoundly improved the CO₂ capture rate in the first minutes of sorption. Nuclei carbonates were formed and grown rapidly in the first 10min and the material secured most of its maximum permitted uptake. The slower weight increase in the remaining time (t>10min) was attributed to the hindered CO₂ diffusion through the carbonate products. [8]

Further increase of alkali salts content (MgCa_{0.05}A_{0.25}) led to the formation of thick molten salt layers which impeded the efficient contact between MgO and CO₂ and thus decreased the CO₂ capture rate in the initial minutes of carbonation. [12] Regarding the relation of the performance of molten salt promoted sorbents with surface area, it is clear that the two parameters do not have a direct connection with each other. [8] However, it was seen that the surface area decreased drastically with the increase of the alkali salt to MgO ratio from 0.05 to 0.15, while further increase of the latter resulted in milder reduction of the surface (Table 2). A similar behavior was demonstrated from the CO₂ uptake after 30min of reaction. Hence, BET surface functions mostly as an indicator of the maximum alkali salt loading allowed to prevent the deterioration of CO₂ capture.

3.2.3. Effect of operating conditions on sorption activity

Based on the aforementioned results, MgCa_{0.05}A_{0.20} was considered a promising sorbent due to its high sorption rate and thus it was tested under 50 continuous sorption/desorption cycles under different temperature or gas feedstock composition conditions for the sorption stage. MgCa_{0.05}A_{0.10} was also tested under the same conditions to clarify the role of molten promoters (Figure 6).

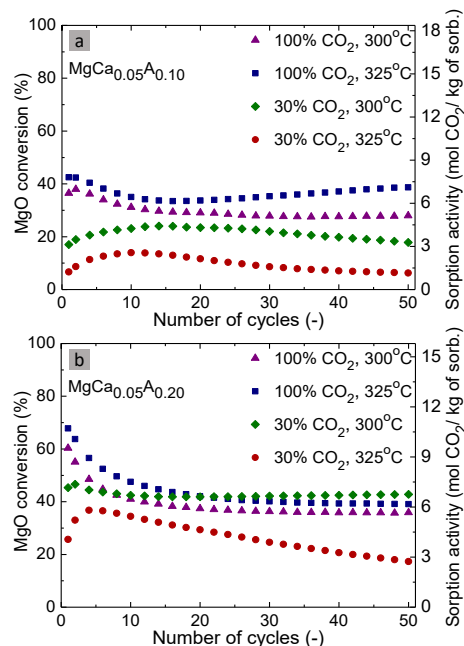


Figure 6: Sorption activity of (a) MgCa_{0.05}A_{0.10} and (b) MgCa_{0.05}A_{0.20} while applying various sorption conditions (sorption: 30min; desorption: 450°C, 100%N₂, 10min).

It was evident that the CO₂ uptake activity of both materials deteriorated during cyclic operation with sorption tested at either 325 or 300°C with 100%CO₂. Liquid phase sintering was identified as one of the main reasons for this performance, which is related to the gradual disappearance of pores and densification of solid grains during their exposure at high temperatures. This is related to the MgCO₃ phase, which has a low Tammann temperature (180°C) and thus is prone to sintering. The spreading of molten alkali nitrates into the pores intensify this phenomenon by pulling solid grains together via a capillary force, which is reinforced due to the solution of solid reactants in the molten salts. [13] The MgCa_{0.05}A_{0.20} sorbent exhibited higher loss of activity than MgCa_{0.05}A_{0.10} when tested with 100%CO₂, which was expected since the higher alkali salt content of the former could lead to accelerated densification, according to the theory of liquid phase sintering.

The existence of sintering was verified by evaluating MgCa_{0.05}A_{0.10} over 20 carbonation cycles in *in-situ* XRD (Figure 7). It was proven that the crystallite size of MgO displayed a constant augmentation during cyclic operation. Besides the crystal size, the $I_{\text{MgCO}_3}/I_{\text{MgO}}$ ratio achieved at the end of the sorption step of each cycle was also assessed as a means of testing the MgO conversion attained with *in-situ* XRD analysis. It was found that the ratio presented an initial reduction followed by a tendency of stabilization, while similar behavior was also exhibited in TGA (Figure 6). Hence, except from sintering, there is another counteracting phenomenon which may have a beneficial role in the stability of sorbents, as discussed more thoroughly later.

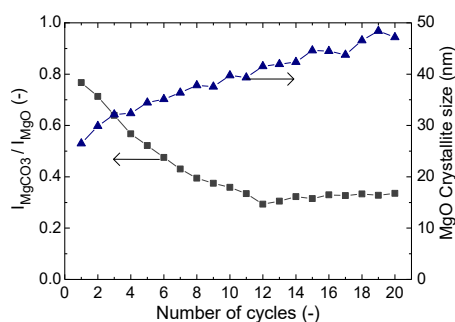


Figure 7: $I_{\text{MgCO}_3}/I_{\text{MgO}}$ ratio after sorption step and MgO crystal size after desorption step of MgCa_{0.05}A_{0.10} for each cycle.

The reduction of CO₂ concentration of gas feedstock from 100% to 30% by retaining 325°C as default temperature had an expected detrimental effect on the performance of sorbents due to the weakening of the carbonation kinetic driving force ($P_{\text{CO}_2} - P_{\text{CO}_2,\text{eq}}$). Self-reactivation was witnessed in the first carbonation cycles due to alkali salt and solid grain rearrangement during the formation and decomposition of carbonates. [14]. These transformations portend the densification of grains caused by the liquid phase sintering [13] and thus the maintenance of their effect for a number of cycles with the reduced CO₂ concentration (30%) implies that sintering progresses with a slower rate than with the 100%CO₂ flow. This was supported by employing SEM

analysis on spent sorbents (available for MgCa_{0.05}A_{0.20} at Figure 8) after their evaluation under the two different sorption conditions. The initial flower-like structure (Figure 3d) was replaced with agglomerated grains with no visible small pores when sorption was tested with the 100% CO₂ flow (Figures 8a). However, sintering was less severe with 30%CO₂, with SEM analysis revealing a visible pore network (Figures 8b). Hence, sintering rate seems to depend on the gas feedstock composition and thus the MgO conversion.




Figure 8: SEM analysis of spent MgCa_{0.05}A_{0.20} with sorption tested with (a) 100%CO₂ or (b) 30%CO₂.

Even though the effect of sintering was not severe, the sorbents displayed a higher loss of activity during cyclic operation when carbonation was executed at 325°C with the 30%CO₂/N₂ flow. During the continuous loop of magnesium between oxide and carbonate forms, the pore network undergoes consecutive shrinkages and expansions because of the different molar volumes of reactants MgO and CaCO₃ (11.2 and 36.9cm³/mol respectively) and products MgCO₃ and CaMg(CO₃)₂ (28.5 and ~42.9cm³/mol respectively). The extent of the alterations of pore network are more pronounced when a high MgO conversion is achieved. Furthermore, the formation of carbonates causes molten alkali nitrates to lose their contact with the magnesium compound due to their lower affinity with MgCO₃ compared to MgO [10] and to form aggregated clusters. [14] Even though the molten salts can re-spread and regain their contact with MgO after the CO₂ desorption step, there is a risk that part of the surface will eventually be left uncoated, leading to the gradual CO₂ uptake loss with cycles. The dewetting possibility should probably be higher with milder morphological transformations of the pore network and thus lower chance for alkali salts to re-coat efficiently the MgO surface. Since the application of the 30%CO₂/N₂ stream led to lower MgO carbonation and milder morphological transformations, it is inferred that dewetting is the main reason behind the severe loss of activity of sorbents when tested under these conditions.

The aforementioned proposition that an extended MgO carbonation can limit the dewetting possibility and enable alkali salt redistribution to bestow its beneficial effect of high CO₂ uptake agrees with the stable performance of sorbents when exposed to a 100%CO₂ flow. It was noticed that MgCa_{0.05}A_{0.10} even displayed a self-reactivation behavior in subsequent carbonation cycles (Figure 6). The comparison of textural properties between MgCa_{0.05}A_{0.10} and MgCa_{0.05}A_{0.20} showed that the former had higher BET surface (Table 2), indicating the potential existence of larger uncoated MgO surface

from alkali nitrates after their transition to molten state. Although the uncoated surface does not contribute to the uptake of the first cycles, [9] it is believed that molten salts gradually dewet the sintered MgO to spread on the originally uncoated surface and bestow higher activity and even a self-reactivation ability to MgCa_{0.05}A_{0.10}.

In an effort to improve the activity of sorbents, the carbonation temperature was reduced to 300°C, which led to a more pronounced MgO carbonation and a better overall CO₂ capture performance, especially for the MgCa_{0.05}A_{0.20} material (Figure 6). The latter attained an initial sorption capacity of 7.2 moles CO₂/kg of sorbent when exposed to a 30%CO₂ flow for 30min, while its activity reduced only by 6% after 50 carbonation cycles. This performance is promising, since the MgCa_{0.05}A_{0.20} material would attain a sufficient CO₂ sorption activity in the flue gases of a water gas shift reactor in coal integrated gasification combined cycles, where CO₂ content can reach up to 40%. The better activity when carbonation was performed at 300°C instead of 325°C with the 30%CO₂ flow was expected because of the different ways that temperature can affect the performance of molten salt promoted MgO. In terms of kinetics, low temperatures would limit the beneficial influence of the Arrhenius parameter, but would bolster the kinetic driving force ($P_{CO_2} - P_{CO_2,eq}$) due to the reduction of $P_{CO_2,eq}$. Due to the nature of the sorption mechanism, temperature also plays a role on the solubility of solid and gas reactants, while it is known that CO₂ solubility is enhanced with lower temperatures. [6] It has also been mentioned that the application of a stream with P_{CO_2} lower than 0.5bar requires the reduction of the carbonation temperature in order to achieve sufficient CO₂ trapping in the molten phase. [8] These factors contributed to the enhancement of the MgO conversion and secured an adequate salt spreading and a stable sorption activity, notably for MgCa_{0.05}A_{0.20}.

Except from a relatively low CO₂ concentration during sorption, a realistic carbonate looping operation requires calcination to be carried out under pure CO₂, in order for the gas outlet to be comprised of a pure CO₂ stream ready for sequestration and isolation. Thus, the activity of MgCa_{0.05}A_{0.10} and MgCa_{0.05}A_{0.20} was tested with calcination performed under a pure CO₂ flow (Figure 9). Both sorbents displayed inferior performance in contrast to the operation of calcination with a 100%N₂ flow. Since the temperature of calcination remained the same, the presence of CO₂ decreased the rate of desorption and increased rate for sintering. However, the MgCa_{0.05}A_{0.10} material maintained its self-reactivation ability, which limited its activity loss to 28%. MgCa_{0.05}A_{0.20} displayed a faster decrease of its sorption activity followed by a tendency of stabilization near the end of the 50 sorption/desorption cycles. The reduction rate of CO₂ uptake was slower compared to the application of the 30%CO₂/N₂ stream for carbonation (Figure 6), where dewetting was recognized as the main reason for the activity loss. MgO conversion was also high enough to ensure an alkali salt re-spreading with limited chance for dewetting. Hence, it is implied that calcination in pure CO₂ affects mainly sintering rather than the alkali salt rearrangement.

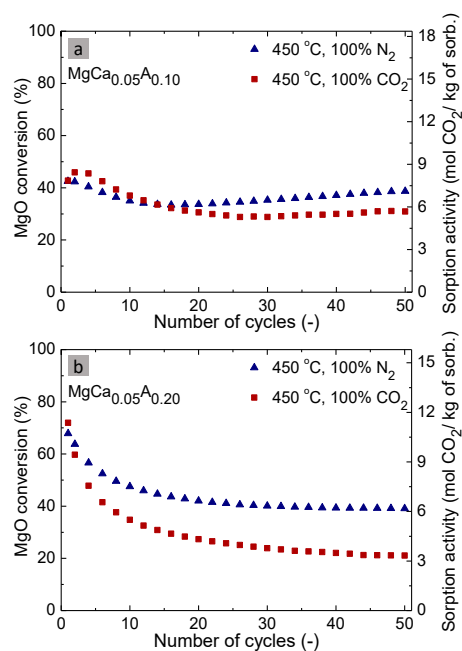


Figure 9: Sorption activity of (a) MgCa_{0.05}A_{0.10} and (b) MgCa_{0.05}A_{0.20} while applying various desorption conditions (sorption: 325°C, 100%CO₂, 30min; desorption: 10min).

3.3. Comparison with high temperature CaO sorbents

The cyclic performance of MgCa_{0.05}A_{0.20} was compared (Figure 10) with two CaO-based sorbents from previous works [2], [3]. These included a synthetic material (Ca-Zr-66) composed of 66%_{w/w} CaO/CaZrO₃, which was synthesized via a sol-gel auto-combustion method and a mineral sorbent (LM_W30Mg) prepared by wet mixing calcined limestone and magnesite with a weight ratio of 70/30. It should be noted that the different temperature applied to achieve adequate sorption with CaO (650°C) and MgO (300°C) does not enable a direct comparison between sorbents. The ΔT (350°C) signifies limited MgO carbonation kinetics and CO₂ diffusion through formed carbonates, while higher operating temperatures cannot be employed for MgO due to thermodynamic restrictions of the reaction. However, a comparison can still be accepted in terms of stability and CO₂ uptake.

CaO-based sorbents gradually lose their activity over cycles due to the severe sintering. The incorporation of synthetic CaZrO₃ promoter in Ca-Zr-66 enabled CaO to withstand sintering more efficiently than CaO promoted with mineral-derived MgO (LM_W30Mg). Despite the better performance, the high cost of synthetic materials intensifies the necessity for high-stability sorbents using low-cost precursors. This is attained in the intermediate-temperature MgCa_{0.05}A_{0.20} material, whose stability is similar to Ca-Zr-66, despite its mineral nature, and thus would lead to a higher sorption capacity compared to LM_W30Mg after the 50 carbonation cycles. However, the carbonation extent after 30min of reaction was lower than the high-temperature sorbents. This signifies that despite the enhanced sorption kinetics, future research could focus more on further exploiting the available MgO content in limited but realistic sorption durations.

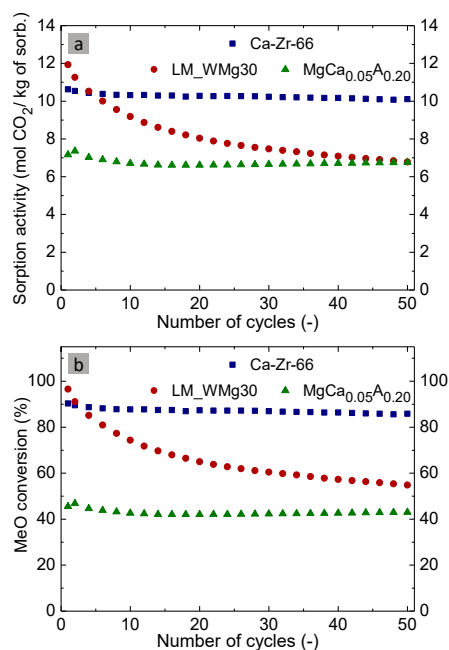


Figure 10: (a) CO₂ uptake and (b) MeO conversion of the sol-gel synthesized 66%_{w/w} CaO/CaZrO₃ (Ca-Zr-66), the mineral sorbent (LM_WMg30) derived by wet mixing calcined limestone and magnesite with a 70/30 weight ratio (Me: Ca; sorption: 650°C, 15%CO₂, 30min; desorption: 850°C, 5min, N₂) and the sorbent (MgCa_{0.05}A_{0.20}) of this study (Me: Mg; sorption: 300°C, 30%CO₂, 30min; desorption: 450°C 10min, N₂).

4. Conclusions

This study focused on the preparation of low-cost MgO sorbents based on mineral magnesite and reinforced with adequate CO₂ capture kinetics via limestone and Li, Na and K nitrates. Alkali nitrates successfully upgraded the sorption kinetics of magnesite via their transition into a molten state and the provision of an alternative pathway for MgO carbonation. CaCO₃ either acted as a carbonate seed to facilitate the generation of the first MgCO₃ nuclei or it reacted with MgO and CO₂ to form CaMg(CO₃)₂. The beneficial effects of CaCO₃ were apparent principally with the application of a low molar ratio of CaCO₃ to MgO of 0.05 in order to avoid the hindering of the CO₂ diffusion through the formed carbonates. The alkali salts to MgO ratio was another important parameter, since an increase up to 0.20 was profitable in terms of enhanced sorption kinetics, while higher ratios disabled the effective contact of CO₂ and MgO. The sorbent with the aforementioned composition attained an uptake of 7.2 moles CO₂/kg of sorbent when carbonation was performed with 30%CO₂ for 30min at 300°C and a negligible activity loss after 50 carbonation cycles. Sorbents were found prone to sintering which reduced their cyclic activity. Alkali salt rearrangement was also denounced for activity changes, which had a detrimental effect by dewetting the surface with limited MgO carbonation. However, high MgO conversions attained a beneficial salt rearrangement and enhanced stability under realistic operating conditions. This work highlighted mineral MgO as a low-cost CO₂ sorbent for carbonate looping in relatively mild temperature conditions.

Acknowledgements

This research has been co-financed by the European Regional Development Fund of the European Union and Greek national funds through the Operational Program Competitiveness, Entrepreneurship and Innovation, under the call RESEARCH - CREATE - INNOVATE (project code:T1EDK-01532).

References

- [1] Dowell, N. M., Fennel, P. S., Shah, N. & Maitland, G. C. (2017). The role of CO₂ capture and utilization in mitigating climate change, *Nat. Clim. Change*, 7, 243-249.
- [2] Antzara, A., Heracleous, E. & Lemonidou, A. A. (2016). Improving the stability of synthetic CaO-based CO₂ sorbents by structural promoters, *Appl. Energy*, 156, 331-343.
- [3] Papalas, T., Antzaras, A. N. & Lemonidou, A. A. (2020). Evaluation of Calcium-Based Sorbents Derived from Natural Ores and Industrial Wastes for High-Temperature CO₂ Capture, *Ind. Eng. Chem. Res.*, 59, 9926-9938.
- [4] Papalas, T., Antzaras, A.N., & Lemonidou, A. A. (2020). Intensified steam methane reforming coupled with Ca-Ni looping in a dual fluidized bed reactor system: A conceptual design, *Chem. Eng. J.*, 382, 122993.
- [5] Dal Pozzo, A., Armutlulu, A., Rekhina, M., Abdala, P. M. & Müller, C. R. (2019). CO₂ uptake and Cyclic Stability of MgO-Based CO₂ Sorbents Promoted with Alkali Metal Nitrates and Their Eutectic Mixtures, *ACS Appl. Energy Mater.*, 2(2), 1295-1307.
- [6] Hu, Y., Guo, Y., Sun, J., Li, H. & Liu, W. (2019). Progress in MgO sorbents for cyclic CO₂ capture: a comprehensive review, *J. Mater. Chem. A*, 7, 20103-20120.
- [7] Zhang, K., Li, X. S., Li, W.-Z., Rohatgi, A., Duan, Y., Singh, P., Li, L. & King, D. L. (2014). Phase Transfer-Catalyzed Fast CO₂ Absorption by MgO-Based Adsorbents with High Cycling Capacity, *Adv. Mater. Interfaces*, 1(3), 1400030.
- [8] Harada, T., Simeon, F., Hamad, E. Z. & Hatton, T. A., (2015). Alkali Metal Nitrate-Promoted High-Capacity MgO Adsorbents for Regenerable CO₂ Capture at Moderate Temperatures, *Chem. Mater.*, 27(6), 1943-1949.
- [9] Cui, H., Zhang, Q., Hu, Y., Peng, C., Fang, X., Cheng, Z., Galvita, V. V. & Zhou, Z. (2018). Ultrafast and Stable CO₂ Capture Using Alkali Metal Salt-Promoted MgO-CaCO₃ Sorbents, *ACS Appl. Mater. Interfaces*, 10, 20611-20620.
- [10] Jo, S.-I., An, Y.-I., Kim, K.-Y., Choi, S.-Y., Kwak, J.-S., Oh, K.-R. & Kwon, Y.-U. (2017). Mechanisms of absorption and desorption of CO₂ by molten NaNO₃-promoted MgO, *Phys. Chem. Chem. Phys.*, 19, 6224-6232.
- [11] Jin, S., Ho, K. & Lee, C.-H. (2018), Facile synthesis of hierarchically porous MgO sorbent doped with CaCO₃ for fast CO₂ capture in rapid intermediate temperature swing sorption, *Chem Eng. J.*, 334, 1605-1613.
- [12] Wang, J, Li, M., Lu, P., Ning, P. & Wang Q. (2020), Kinetic study of CO₂ capture on ternary nitrates modified MgO with different precursor and morphology, *Chem Eng. J.*, 392, 123752.
- [13] German, R. M., Suri, P. & Park S. J., (2009), Review: liquid phase sintering, *J. Mater. Sci.* 44, 1-39.
- [14] Lee, H., Triviño, M. L. T., Hwang, S., Kwon, S. H., Lee, S. G., Moon, J. H., Yoo, J. & Seo, J. G. (2018), In Situ Observation of Carbon Dioxide Capture on Pseudo-Liquid Eutectic Mixture-Promoted Magnesium Oxide, *ACS Appl. Mater. Interfaces*, 10(3), 2414-2422.