


RTO Participation in the 6th Framework Programme

Ernst Kristiansen
Executive Vice President,
SINTEF, Norway

EARTO



Contents

- Background
- FP6 and REC/RTO in large numbers
- EARTO members participation
 - Thematic priorities
 - Euratom
 - Horizontal actions
- Collaboration among EARTO members
- Conclusions

Background

- The work started in spring 2006
 - Postulate, but not verified: EARTO RTOs (i.e. RTOs which are EARTO members) have an important role in the FP6
 - Higher share of participation
 - High return of knowledge to the different countries
 - Network of high knowledge
 - Take responsibility through higher degree of coordinating projects
- Data set from January 2006 in summer 2006
- Data set from July 2006 available winter 2007

RTO Participation in FP6



- Analysis of official European Commission data (extract from "Contracts Database")
 - All FP6 contracts signed up to July 17th, 2006 (*~ 70% of budget of thematic priorities*)
 - Analysis also of the data set from January 24th, 2006. Data is consistent, i.e. insignificant changes in relative numbers between the two data sets
 - 32.168 "participations" in the thematic areas (*51,358 "participations" in all FP6 contracts*)
 - 2,292 projects in the thematic areas (*6,663 projects in all FP6*)
 - Total project value:
€14,137 billion in the thematic areas (*€19,167 billion in all FP6*)
 - Total EC contribution:
€8.742 billion in the thematic areas (*€12.134 billion in all FP6*)

What we have been done with the data set

- Cleaning, aggregation and analysis of data
 - Cleaning: Identification of non-coded “participations” (identify RTOs, EARTO members)
 - Aggregation: From “participation” to participant
 - Identify individual organisations among “participations” and aggregate total values for each
 - Identify EARTO members
 - Analysis:
 - Participation of RTOs (=“REC”)
 - Participation of EARTO members

RTOs in Framework Programme 6

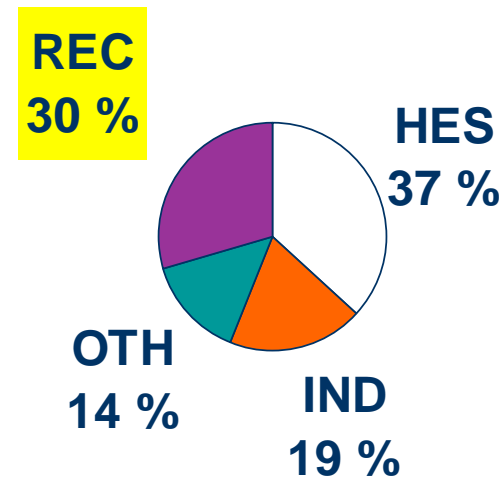
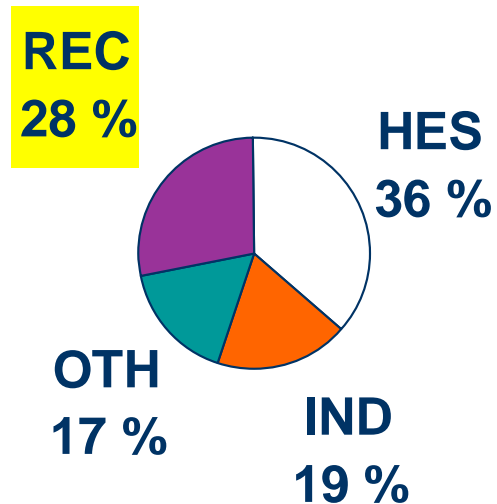
The data reported in this slide are official European Commission figures and cover the period up to July 2006



"REC" = RTOs in a broad definition

"Participations"

EC Contribution



- RTOs are 28% of all FP6 "participations"
- RTOs receive 30% of EC FP6 funding

RTOs are key players in FP6

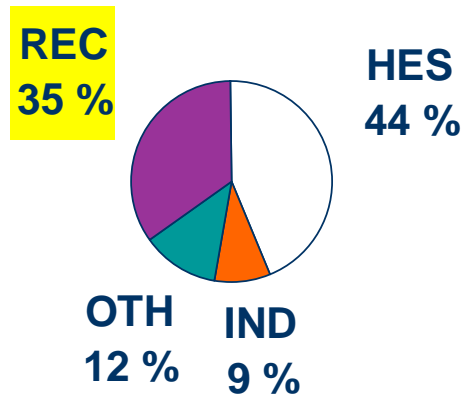
RTOs in Framework Programme 6

The data reported in this slide are official European Commission figures and cover the period up to July 2006

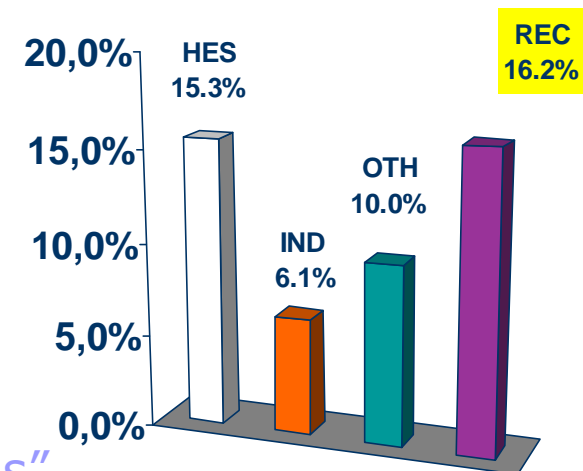


"REC" = RTOs in a broad definition

Coordinations



Coordinations as % of Participations



- RTOs are 28% of all FP6 "participations"
- RTOs receive 30% of EC FP6 funding
- RTOs coordinate 35% of FP6 projects
- RTOs have the highest propensity to co-ordinate FP6 projects

RTOs are key players in FP6

EARTO RTOs in FP6



The data reported in this slide are official European Commission figures and cover the period up to July 2006

Participation of EARTO RTOs in FP6

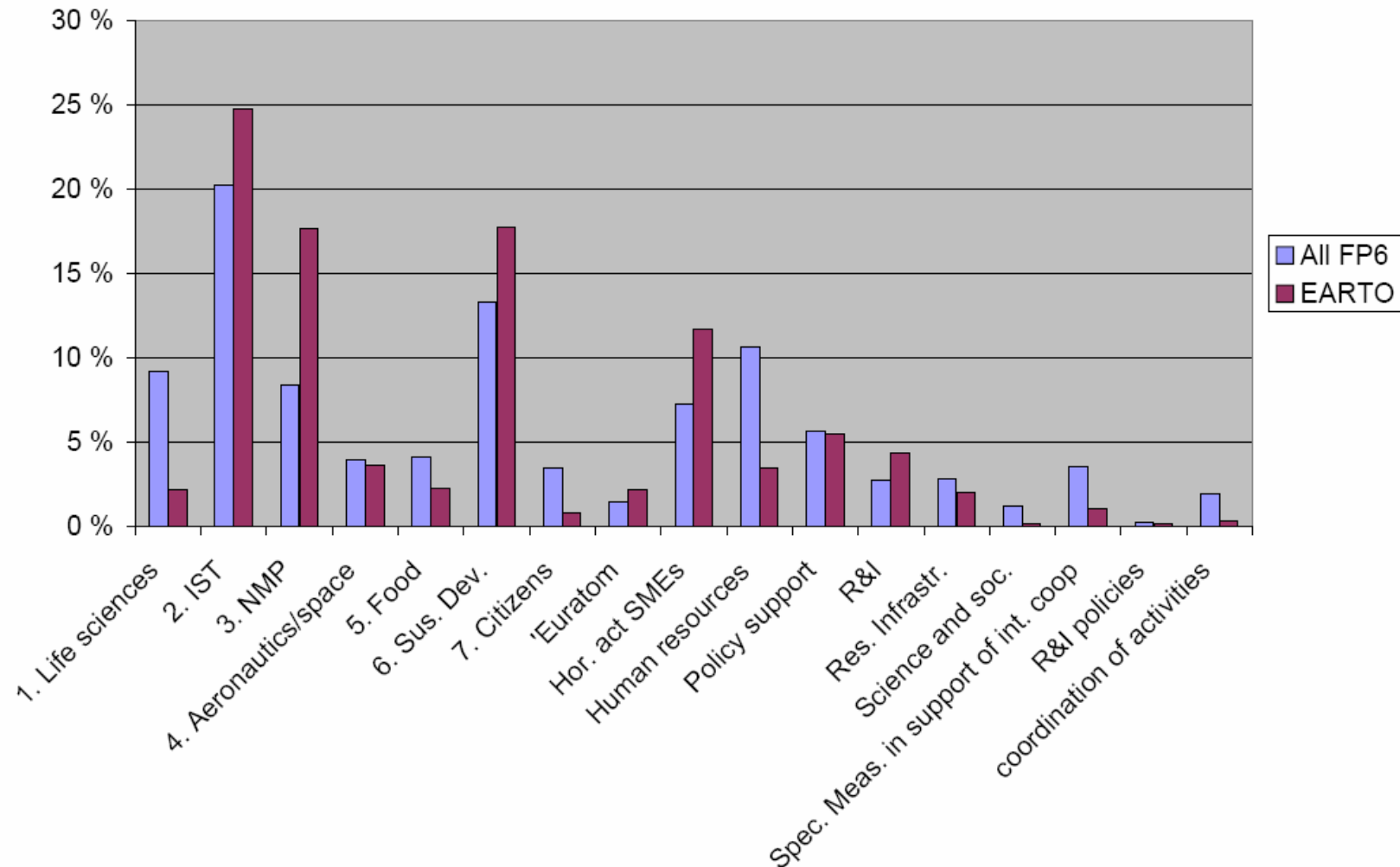
- 2083 participations in 1343 projects (20% of the projects)
- 461 projects with 2 or more EARTO RTOs
 - 1201 participations
- 1338 participations in 865 projects in the thematic priority areas (38% of the projects)
 - 331 projects with 2 or more EARTO RTOs
- An average of 16,25 partners per project where EARTO RTOs participate (average in all FP6 is 7,71 partners)

EARTO RTOs in FP6



The data reported in this slide are official European Commission figures and cover the period up to July 2006

Distribution of participations

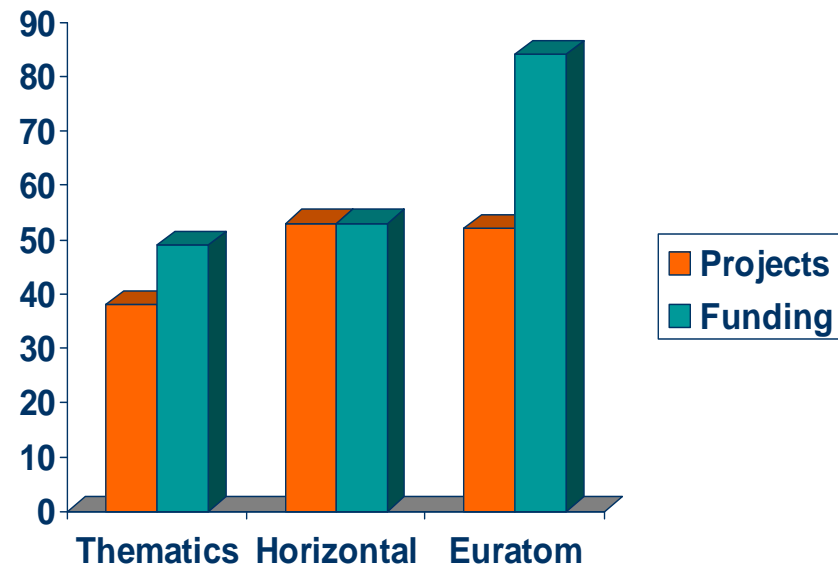


EARTO RTOs in FP6

The data reported in this slide are official European Commission figures and cover the period up to July 2006



- EARTO RTOs (i.e. RTOs which are EARTO members) represent 4.1% of "participations" in FP6
- EARTO RTOs play a key role in the thematic priorities, horizontal actions (SMEs) and Euratom
- Thematic priorities: EARTO RTOs participate in 38% of projects, with 49% of funding
- Horizontal actions (SMEs): 52% of projects, 53% of funding
- Euratom: 52% of projects, 84% of funding



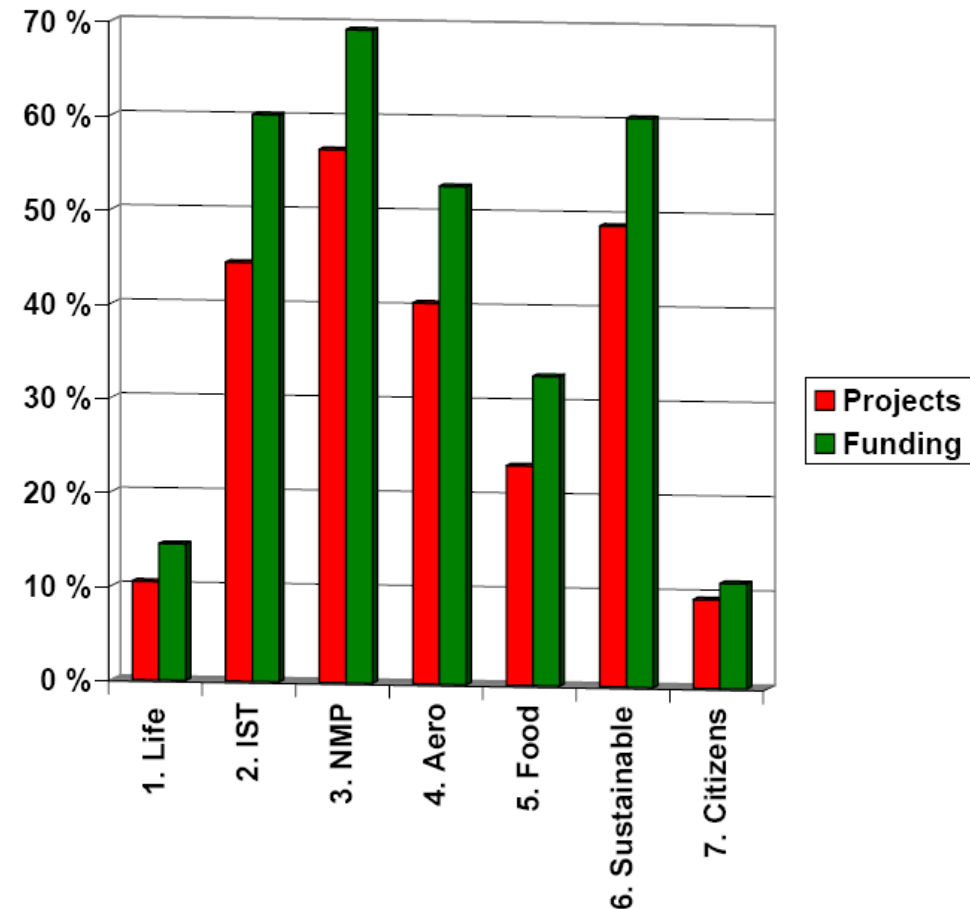
EARTO RTOs are key players in FP6

EARTO RTOs in FP6

The data reported in this slide are official European Commission figures and cover the period up to July 2006



- EARTO RTOs represent 4.5% of “participations” in Thematic Areas
- They are involved in 38% of FP6 thematic-priority projects
- Those projects receive 49% of EU funding
- EARTO RTOs coordinate 8.6% of FP6 thematic-priority projects
- They coordinate 23% of the projects in which they participate



Thematic Priorities

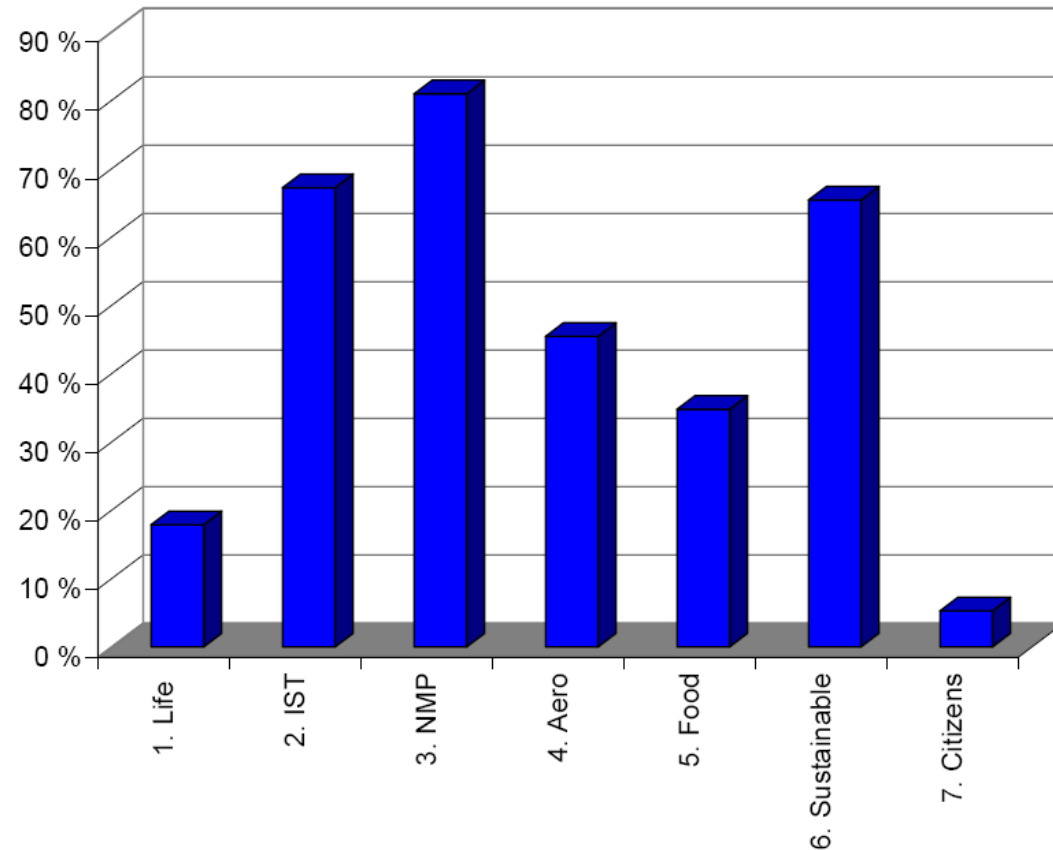
EARTO RTOs in FP6

The data reported in this slide are official European Commission figures and cover the period up to July 2006



Integrated Projects in the Thematic Priorities

- EARTO RTOs participate in 54% of the IPs which receive 57% of the funding
- EARTO RTOs coordinate 9,3% av IPs



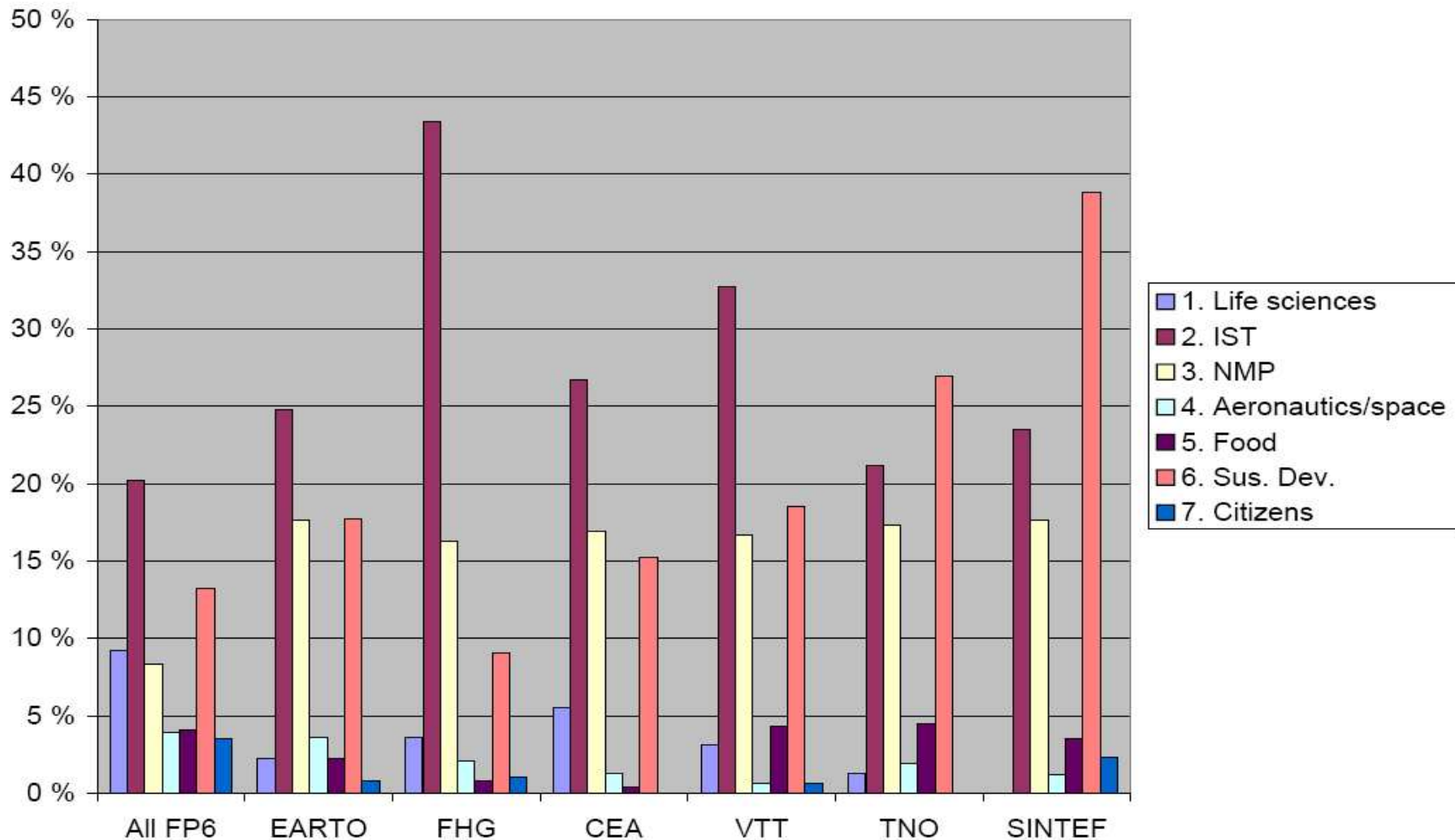
Distribution of relative participation

EARTO RTOs in FP6

The data reported in this slide are official European Commission figures and cover the period up to July 2006



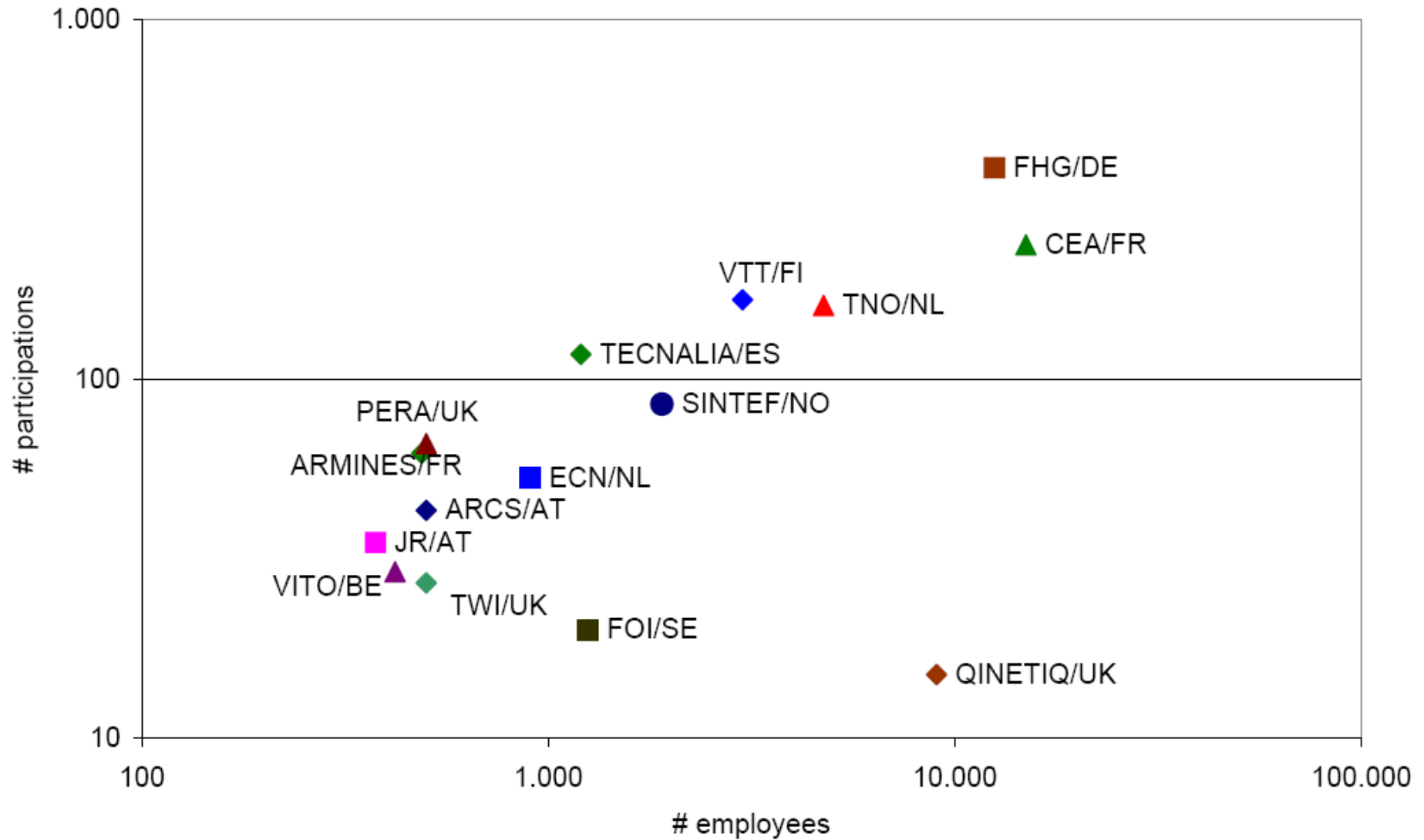
Relative distribution in Thematic Priorities for some RTOs



EARTO RTOs in FP6



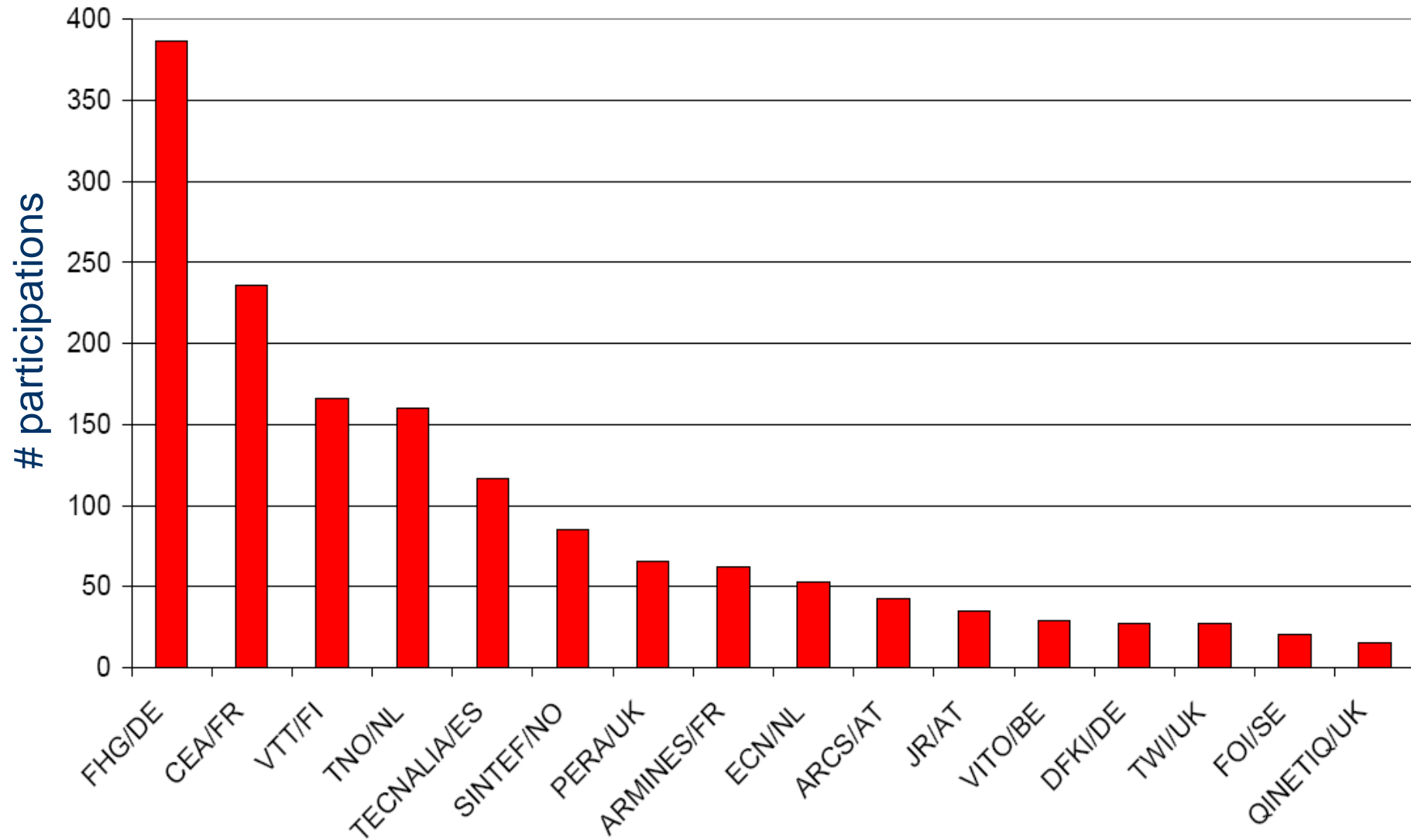
The data reported in this slide are official European Commission figures and cover the period up to July 2006



EARTO RTOs in FP6



The data reported in this slide are official European Commission figures and cover the period up to July 2006

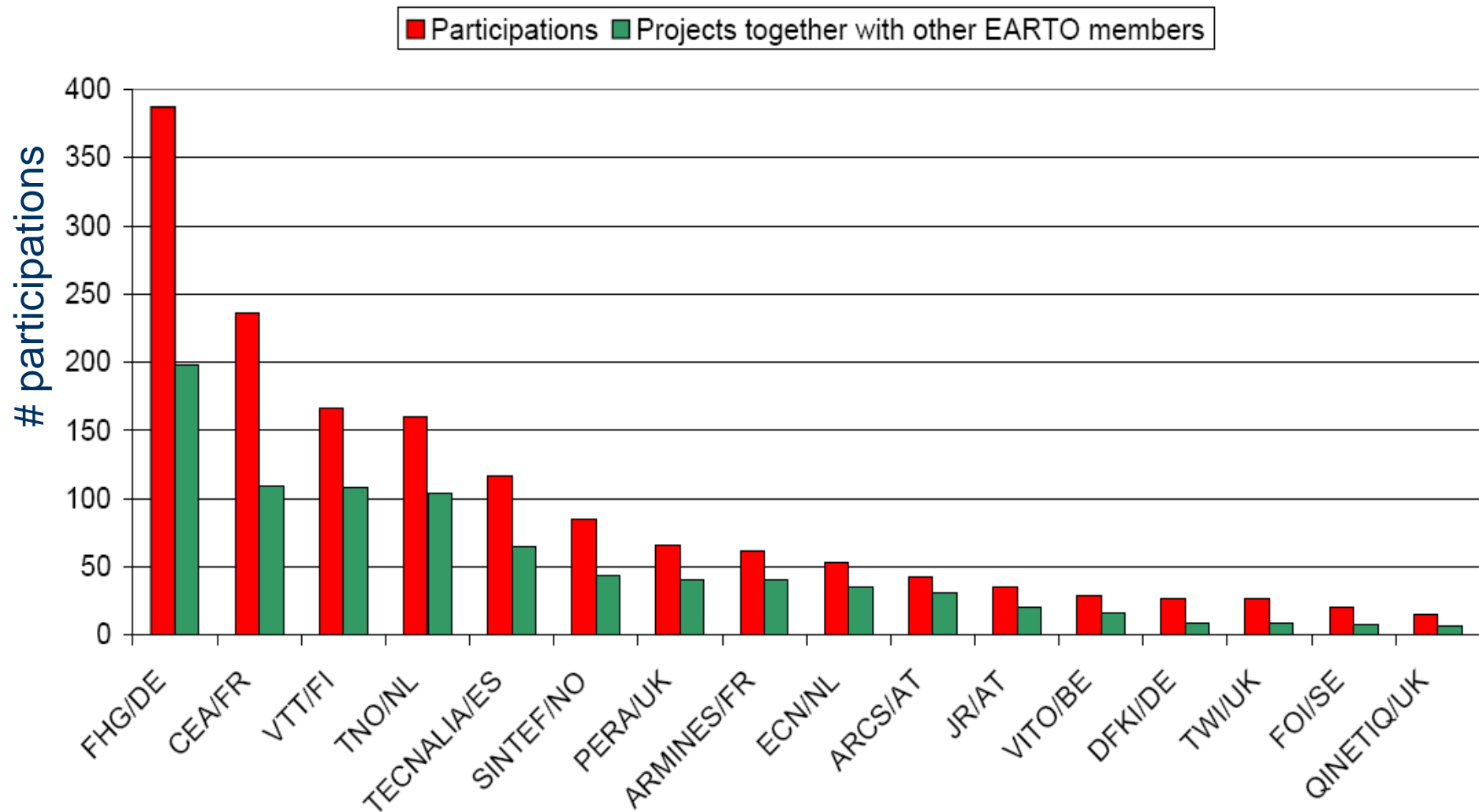


EARTO RTOs in FP6



The data reported in this slide are official European Commission figures and cover the period up to July 2006

FP6 participations for some EARTO members

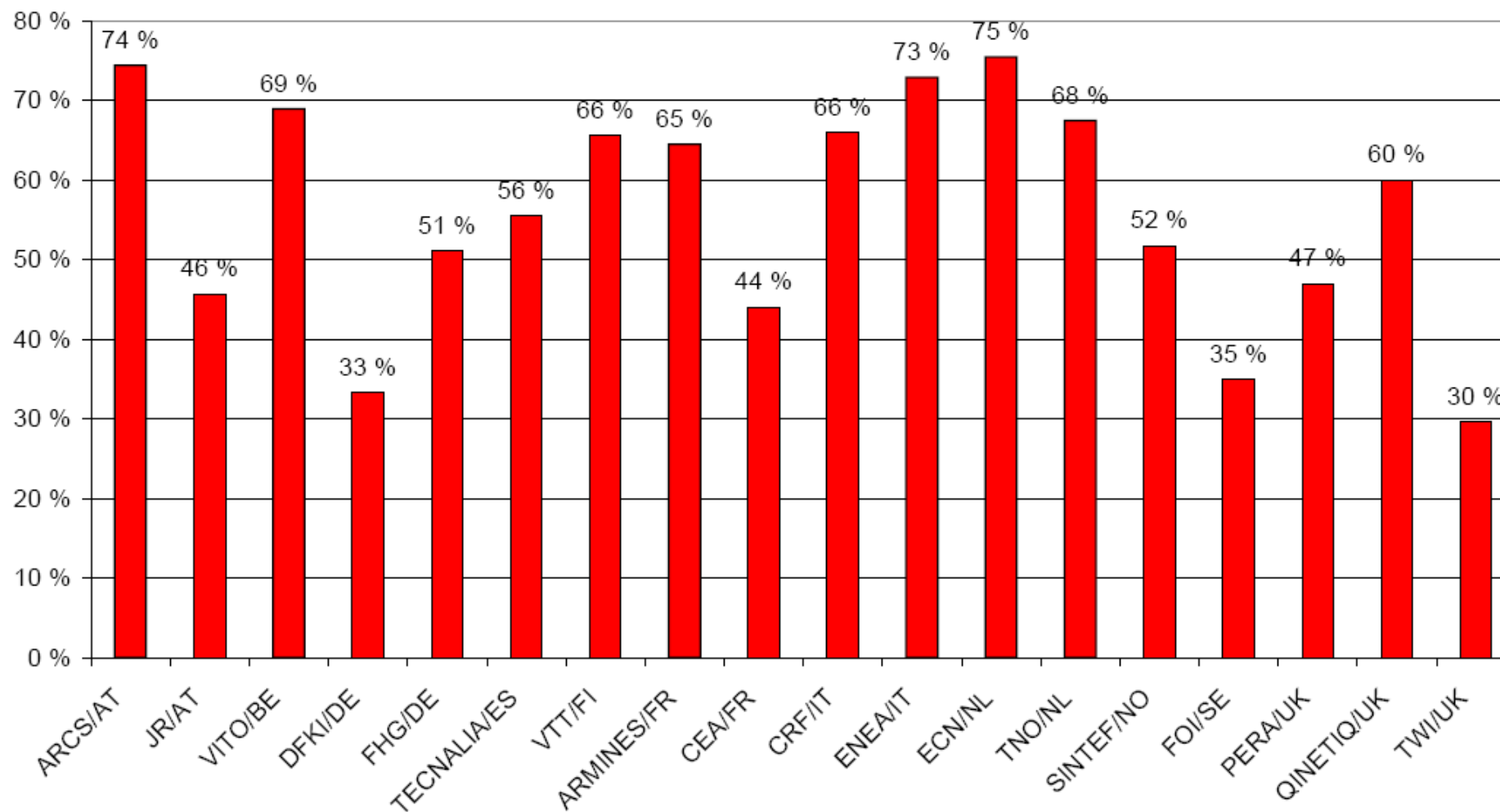




EARTO RTOs in FP6

The data reported in this slide are official European Commission figures and cover the period up to July 2006

Share of participation with other EARTO members

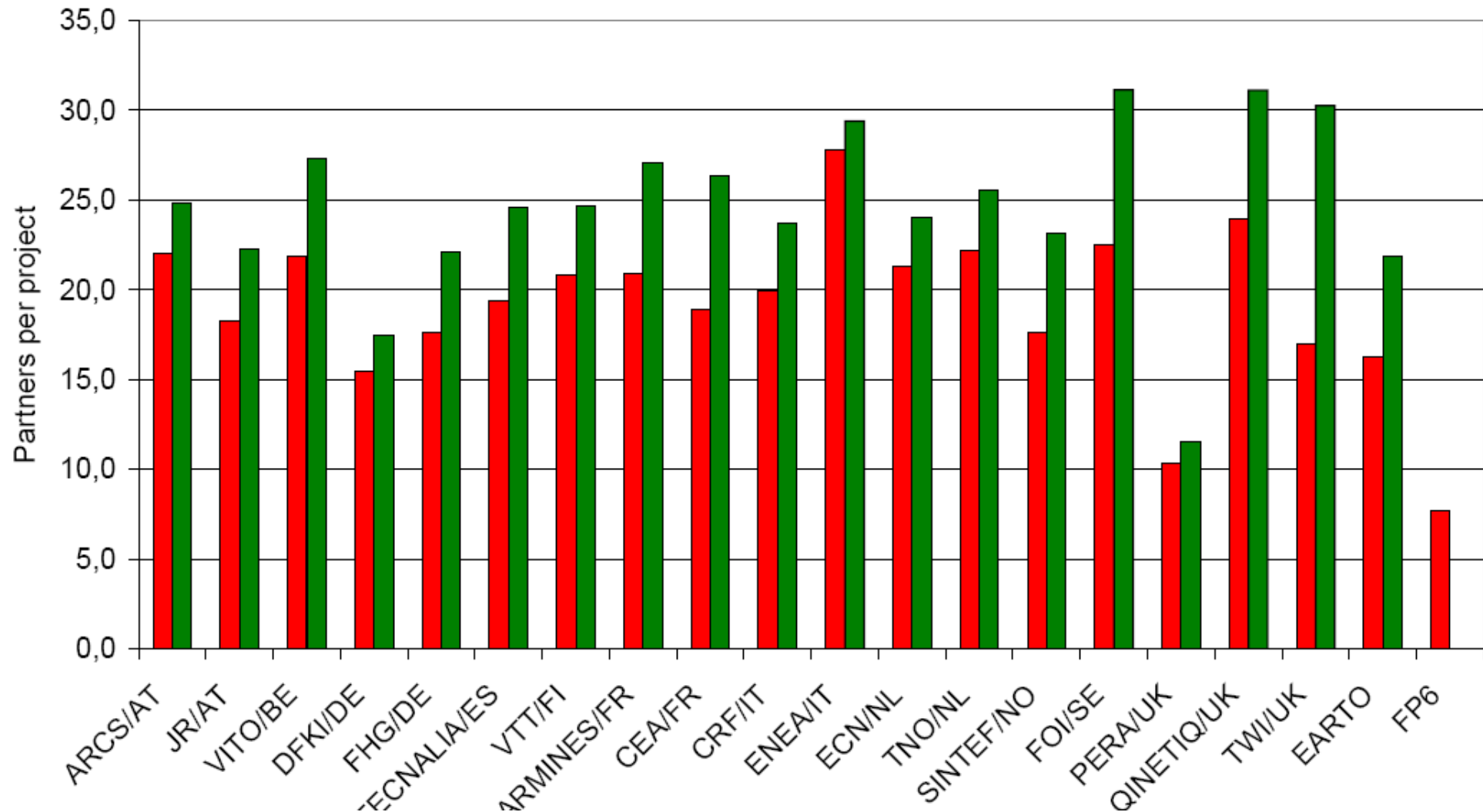


EARTO RTOs in FP6



The data reported in this slide are official European Commission figures and cover the period up to July 2006

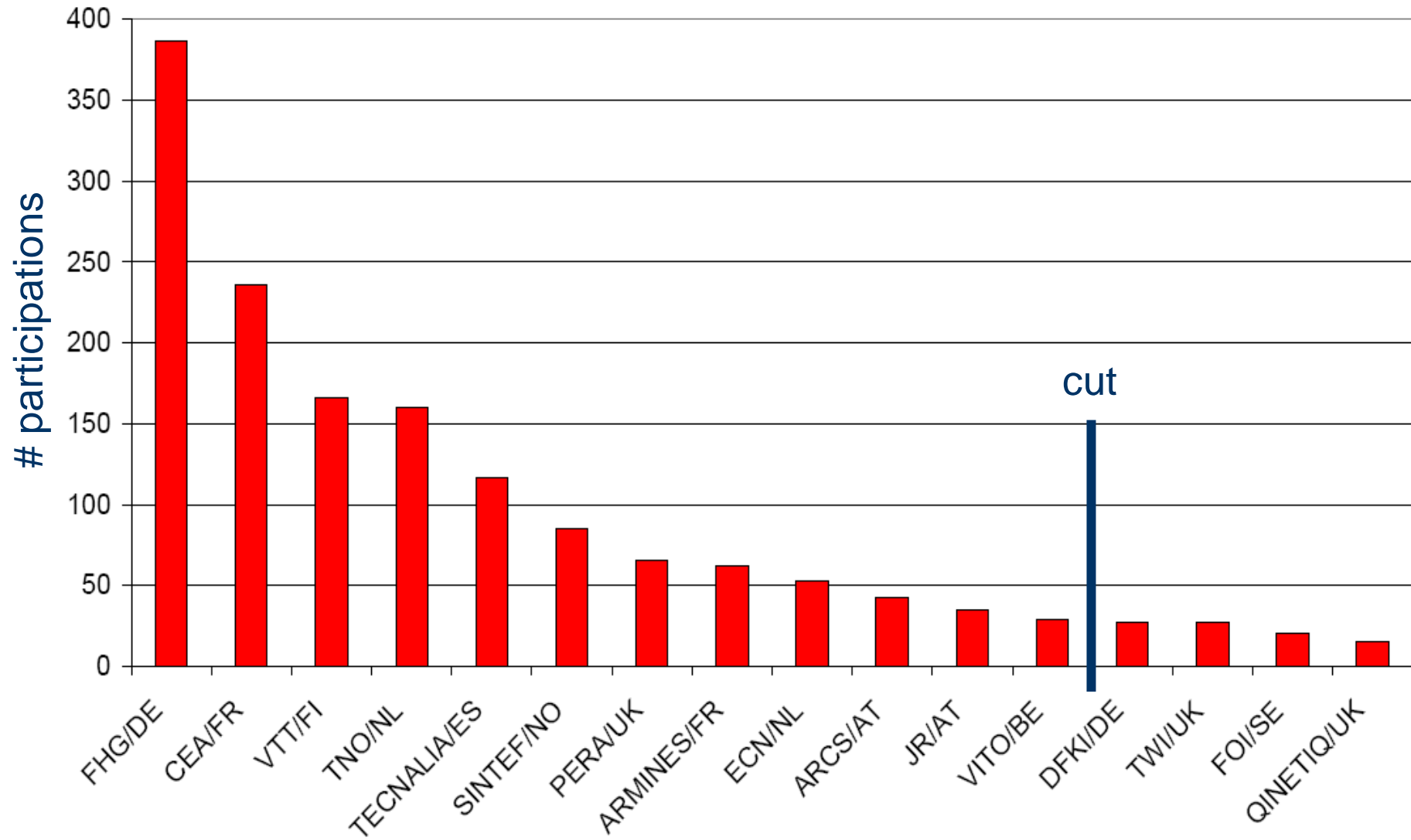
■ all projects ■ with other EARTO members



EARTO RTOs in FP6



The data reported in this slide are official European Commission figures and cover the period up to July 2006



EARTO RTOs in FP6



The data reported in this slide are official European Commission figures and cover the period up to July 2006

Projects in common between EARTO members

	ARCS/AT	JR/AT	VITO/BE	FHG/DE	TECNALIA/ES	VTT/FI	ARMINES/FR	CEA/FR	ECN/NL	TNO/NL	SINTEF/NO	PERA/UK
ARCS/AT		2	2	15	11	5	2	11	3	2	2	0
JR/AT	2		2	8	1	2	2	4	2	3	1	0
VITO/BE	2	2		4	2	5	2	3	4	6	1	0
FHG/DE	15	8	4		29	41	13	44	12	52	15	19
TECNALIA/ES	11	1	2	29		16	11	14	6	14	3	0
VTT/FI	5	2	5	41	16		12	26	5	31	4	3
ARMINES/FR	2	2	2	13	11	12		13	2	3	3	0
CEA/FR	11	4	3	44	14	26	13		13	10	2	0
ECN/NL	3	2	4	12	6	5	2	13		6	5	0
TNO/NL	2	3	6	52	14	31	3	10	6		15	6
SINTEF/NO	2	1	1	15	3	4	3	2	5	15		0
PERA/UK	0	0	0	19	0	3	0	0	0	6	0	

EARTO RTOs in FP6



The data reported in this slide are official European Commission figures and cover the period up to July 2006

Relative # projects in common between EARTO members

- % of total participations
- row reference

	ARCS/AT	JR/AT	VITO/BE	FHG/DE	TECNALIA/ES	VTT/FI	ARMINES/FR	CEA/FR	ECN/NL	TNO/NL	SINTEF/NO	PERA/UK
ARCS/AT	5 %	5 %	35 %	26 %	12 %	5 %	26 %	7 %	5 %	5 %	0 %	
JR/AT	6 %	6 %	23 %	3 %	6 %	6 %	11 %	6 %	9 %	3 %	0 %	
VITO/BE	7 %	7 %	14 %	7 %	17 %	7 %	10 %	14 %	21 %	3 %	0 %	
FHG/DE	4 %	2 %	1 %	7 %	11 %	3 %	11 %	3 %	13 %	4 %	5 %	
TECNALIA/ES	9 %	1 %	2 %	25 %	14 %	9 %	12 %	5 %	12 %	3 %	0 %	
VTT/FI	3 %	1 %	3 %	25 %	10 %	7 %	16 %	3 %	19 %	2 %	2 %	
ARMINES/FR	3 %	3 %	3 %	21 %	18 %	19 %	21 %	3 %	5 %	5 %	0 %	
CEA/FR	5 %	2 %	1 %	19 %	6 %	11 %	6 %	6 %	4 %	1 %	0 %	
ECN/NL	6 %	4 %	8 %	23 %	11 %	9 %	4 %	25 %	11 %	9 %	0 %	
TNO/NL	1 %	2 %	4 %	33 %	9 %	19 %	2 %	6 %	4 %	9 %	4 %	
SINTEF/NO	2 %	1 %	1 %	18 %	4 %	5 %	4 %	2 %	6 %	18 %	0 %	
PERA/UK	0 %	0 %	0 %	29 %	0 %	5 %	0 %	0 %	0 %	9 %	0 %	

EARTO RTOs in FP6



The data reported in this slide are official European Commission figures and cover the period up to July 2006

Relative # projects in common between EARTO members

- % of shared participations
- row reference

	ARCS/AT	JR/AT	VITO/BE	FHG/DE	TECNALIA/ES	VTT/FI	ARMINES/FR	CEA/FR	ECN/NL	TNO/NL	SINTEF/NO	PERA/UK
ARCS/AT		6 %	6 %	47 %	34 %	16 %	6 %	34 %	9 %	6 %	6 %	0 %
JR/AT	13 %		13 %	50 %	6 %	13 %	13 %	25 %	13 %	19 %	6 %	0 %
VITO/BE	10 %	10 %		20 %	10 %	25 %	10 %	15 %	20 %	30 %	5 %	0 %
FHG/DE	8 %	4 %	2 %		15 %	21 %	7 %	22 %	6 %	26 %	8 %	10 %
TECNALIA/ES	17 %	2 %	3 %	45 %		25 %	17 %	22 %	9 %	22 %	5 %	0 %
VTT/FI	5 %	2 %	5 %	38 %	15 %		11 %	24 %	5 %	28 %	4 %	3 %
ARMINES/FR	5 %	5 %	5 %	33 %	28 %	30 %		33 %	5 %	8 %	8 %	0 %
CEA/FR	11 %	4 %	3 %	42 %	13 %	25 %	13 %		13 %	10 %	2 %	0 %
ECN/NL	8 %	5 %	10 %	30 %	15 %	13 %	5 %	33 %		15 %	13 %	0 %
TNO/NL	2 %	3 %	6 %	48 %	13 %	29 %	3 %	9 %	6 %		14 %	6 %
SINTEF/NO	5 %	2 %	2 %	34 %	7 %	9 %	7 %	5 %	11 %	34 %		0 %
PERA/UK	0 %	0 %	0 %	61 %	0 %	10 %	0 %	0 %	0 %	19 %	0 %	

EARTO RTOs in FP6

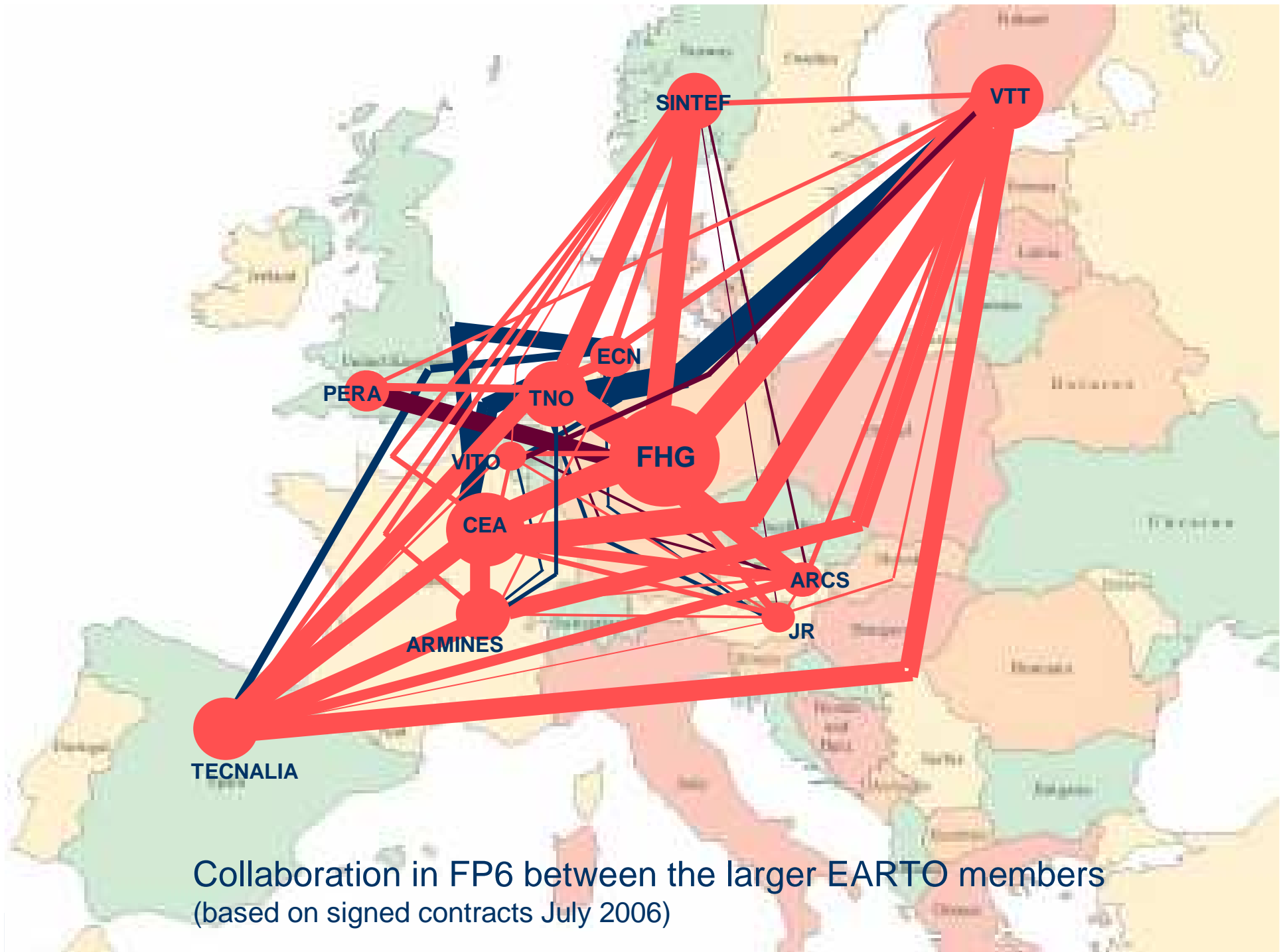


The data reported in this slide are official European Commission figures and cover the period up to July 2006

Relative # projects in common between EARTO members

- % of shared participations
- row reference

	ARCS/AT	JR/AT	VITO/BE	FHG/DE	TECNALIA/ES	VTT/FI	ARMINES/FR	CEA/FR	ECN/NL	TNO/NL	SINTEF/NO	PERA/UK
ARCS/AT		6 %	6 %	47 %	34 %	16 %	6 %	34 %	9 %	6 %	6 %	0 %
JR/AT	13 %		13 %	50 %	6 %	13 %	13 %	25 %	13 %	19 %	6 %	0 %
VITO/BE	10 %	10 %		20 %	10 %	25 %	10 %	15 %	20 %	30 %	5 %	0 %
FHG/DE	8 %	4 %	2 %		15 %	21 %	7 %	22 %	6 %	26 %	8 %	10 %
TECNALIA/ES	17 %	2 %	3 %	45 %		25 %	17 %	22 %	9 %	22 %	5 %	0 %
VTT/FI	5 %	2 %	5 %	38 %	15 %		11 %	24 %	5 %	28 %	4 %	3 %
ARMINES/FR	5 %	5 %	5 %	33 %	28 %	30 %		33 %	5 %	8 %	8 %	0 %
CEA/FR	11 %	4 %	3 %	42 %	13 %	25 %	13 %		13 %	10 %	2 %	0 %
ECN/NL	8 %	5 %	10 %	30 %	15 %	13 %	5 %	33 %		15 %	13 %	0 %
TNO/NL	2 %	3 %	6 %	48 %	13 %	29 %	3 %	9 %	6 %		14 %	6 %
SINTEF/NO	5 %	2 %	2 %	34 %	7 %	9 %	7 %	5 %	11 %	34 %		0 %
PERA/UK	0 %	0 %	0 %	61 %	0 %	10 %	0 %	0 %	0 %	19 %	0 %	



Conclusions

- EARTO RTOs are heavy involved in the Thematic Priorities, Euratom and the Horizontal Actions
- EARTO RTOs projects receiving 49%, 84% and 53% respectively of the funding.
- EARTO RTOs have a high propensity to co-ordinate FP6 projects, especially IPs
- EARTO RTOs have built a strong knowledge network through the FPs
- RTOs are key players in FP6